

How to register for the JIAMCATT web site


The JIAMCATT site is the main platform used to exchange information and data among the JIAMCATT community. To access the JIAMCATT site you will need an "EU Login". Access beyond the public home page requires you to be a member of JIAMCATT. This document explains how to go about this.

A. EU Login

EU Login is the European Commission's user authentication service. It allows authorised users to access a wide range of Commission web services, using a single email address and password.

If you already have an EU Login account

When accessing the JIAMCATT site you will see a login screen.

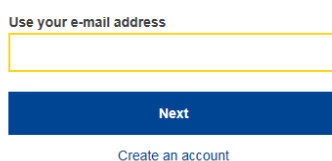
	<p>Enter the e-mail address you provided when creating your EU Login account in the "Use your e-mail address" field and click on "Next".</p> <p>Your e-mail address will automatically be remembered so that you can skip this step next time you use the same browser on the same PC.</p>
--	--

Do NOT use the "Google", "Twitter" or "Facebook" login options, nor the "eID of your country" option. We cannot subsequently give you access to JIAMCATT internal pages. Use of any of these alternative login methods will give you access only to the JIAMCATT Public Page, to nothing else!

Creating an EU login account

Creating an account is simple and straightforward. All you need is a valid email address. Just follow these steps:

1. Click on the "Create an account" link on the EU Login page. There is no need to fill in the "Use your e-mail address" field.




Use your e-mail address

Next

[Create an account](#)

2. Fill in the provided form with your personal details.

<div style="background-color: #cccccc; padding: 5px; text-align: center;">Create an account</div> <p>Help for external users</p> <p>First name <input type="text"/></p> <p>Last name <input type="text"/></p> <p>E-mail <input type="text"/></p> <p>Confirm e-mail <input type="text"/></p> <p>E-mail language English (en) <input type="button" value="v"/></p> <p>Enter the code <input type="text"/></p> <div style="border: 1px solid #ccc; padding: 5px; width: fit-content; margin: 5px auto;">  </div> <p><input type="checkbox"/> By checking this box, you acknowledge that you have read and understood the privacy statement</p> <p style="text-align: center;"><input type="button" value="Create an account"/></p>	<ul style="list-style-type: none"> ➤ First name – Your first name cannot be empty and can contain letters in any alphabet; ➤ Last name – Your last name cannot be empty and can contain letters in any alphabet; ➤ E-mail – An e-mail address that you have access to; ➤ Confirm e-mail – Type your e-mail address again to make sure it is correct; ➤ E-mail language – The language used when EU Login sends you e-mails regardless of the language used in the interface. ➤ Enter the code – By entering the letter and numbers in the picture, you demonstrate that you are a human being who is legitimately creating an account. If the code is too difficult to read, click on the button with two arrows to generate a new one; ➤ Check the privacy statement by clicking on the link and tick the box to accept the conditions; ➤ Click on "Create an account" to proceed.
--	---

3. After a couple of seconds, you should receive an e-mail in your mailbox. If you cannot find the e-mail, check your spam or junk folder.

<p>Dear ...,</p> <p>You have been registered in EU Login.</p> <p>Your email address is ...@... .</p> <p>To create your password, follow the link below:</p> <p>this link</p> <p>You have a maximum of 5 min, starting from the time that this message was sent, to create your password, but you are encouraged to do so immediately if possible. After this time, you can make another request by following the same link: you will then need to re-enter your username and confirm your request.</p> <p>If the above link does not work, you can copy the following address (make sure the complete address is copied!) and paste it into your browser's address bar: https://ecas.ec.europa.eu/cas/init/initialisePasswordLogin.cgi?xxx...</p> <p>Instead of replying to this message, if you have a problem, please follow the help or contact information on the site where you were trying to register.</p> <p>Note that it may take up to 5 minutes after reception of this mail before the above-mentioned site will recognize your registration.</p> <p>Sent to you by EU Login</p>	<p>Click the link in the e-mail or copy/paste it in the address bar of your browser.</p> <p>You are invited to select a password and to confirm it to make sure you did not mistype it. The E-mail field is prefilled and cannot be changed.</p> <p>It should contain the e-mail address you provided previously.</p>
--	--

For more details on the EU Login and the registration process, please see:
https://webgate.ec.europa.eu/cas/manuals/EU_Login_Tutorial_1.1.pdf



B. Access to the JIAMCATT site

You can access the JIAMCATT site via the following URL:

<https://webgate.ec.europa.eu/fpfis/wikis/display/JIAMCATT/Public+page>

You will be prompted to enter your EU Login (see above). Once you have successfully authenticated yourself you will see the public page of JIAMCATT. Anyone with a valid EU Login can access this page. The remainder of the JIAMCATT site is reserved for members of the JIAMCATT community.

I am already a JIAMCATT member

Click on the link “Go to the JIAMCATT Home Page” on the public page.

[Go to the JIAMCATT Home Page](#)
(For Registered Participants only. Not registered? Please scroll down.)

Or use the following link:

<https://webgate.ec.europa.eu/fpfis/wikis/display/JIAMCATT/Homepage>

I am new to JIAMCATT

The public page includes a summary of the JIAMCATT membership policy. Please read this text carefully to determine if you are eligible for a JIAMCATT membership. If this is the case, please fill in the registration form on the public page. Note that you will need to upload a letter of approval from your parent organisation at the time of registration.

Your registration request will be processed as soon as possible. If all details are correct, your registration will be confirmed by email soon afterward.

If you have any questions on the registration or access to the JIAMCATT web site please contact:

admin@jamcatt.org